

## Coronavirus (COVID-19) – Safe Working at Angels Customer Guidance for Costume Fittings

Follow these guidelines to protect yourself and others when fitting costumes.

Three key points to staying safe during a fitting:

1. Maintain social distance as much as possible. \*
2. Wash your hands with soap and water, before and after each fitting. \*
3. Limit the number of people in a fitting.

\* Look at the individual sections on social distancing and how to wash your hands!

### Arranging a Fitting:

- Fittings are by appointment only and must be booked THREE working days in advance to allow for preparation.
- Apart from Angels staff, only the actor and one production person is allowed in the fitting room (see below).

### The Fitting Room and the Costumes

- The Fitting Room will be disinfected prior to and after each fitting. There will be a sign confirming the room is ready for a fitting.
- Costume rails will be disinfected.
- The costumes will have been selected and sanitized at least 24 hours before the fitting.
- Last minute additions from stock will be sanitized using a UV wand or ozone treatment.
- There will be a supply of sanitising material needed such as hand sanitizer, wipes and a UV wand in all fitting rooms.
- Masks are available to be worn during the fitting.
- Face shields are available.

## Coronavirus (COVID-19) – Safe Working at Angels Customer Guidance for Costume Fittings

### Large Fitting Rooms

- The maximum number of people allowed in a large fitting room at any one time is **THREE**:
  - Designer
  - Actor
  - Either one at any time of:
    - Costumier / fitter, or
    - Alterations person

### Small Fitting Rooms

- The maximum number of people allowed in a small or standard fitting room at any one time is **TWO**:
  - Actor
  - Either one at any time of:
    - Costumier / fitter, or
    - Alterations person
    - Designer

### During the Fitting:

- Everyone in the room must wear a mask: this is a mandatory requirement.
- Maintain social distancing during any discussion.
- There is a Perspex screen available to separate the Actor from the costume fitter or alterations person. This can be used at the request of either the staff member or the actor.
- Angels staff may wear a face shield as well as a mask at their discretion.
- Minimize the time for any close contact.
- Actors will fit shirts, collars and neckwear themselves.

### After the Fitting:

- Angels will disinfect the fitting room after each use.
- Unwanted stock will be disinfected before becoming available again.

### Social Distancing

Government guidelines from 4<sup>th</sup> July 2020 are that the minimum social distance is one metre. However, they continue to recommend maintaining two metres as much as possible.

Most of us are less than two metres tall. Look at the space between you and the person next to you. Could you lie down in the space between you and not touch? Then add a lot more!

One metre is generally achieved when you stretch out your arm and there is still some distance between you and the next person.

Whatever distance you keep, have respect for others and how comfortable they feel.

Practise with a tape measure – you will be surprised how far away you need to stand.

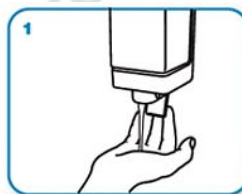
## Coronavirus (COVID-19) – Safe Working at Angels Customer Guidance for Costume Fittings

### How to wash your hands

For a demonstration of how to wash your hands properly, visit this website:  
<https://www.nhs.uk/live-well/healthy-body/best-way-to-wash-your-hands/>



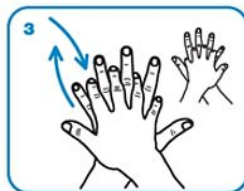
Wet hands with water



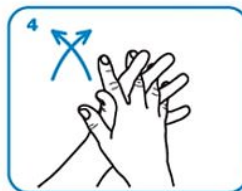
apply enough soap to cover all hand surfaces.



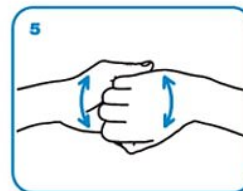
Rub hands palm to palm



right palm over left dorsum with interlaced fingers and vice versa



palm to palm with fingers interlaced



backs of fingers to opposing palms with fingers interlocked



rotational rubbing of left thumb clasped in right palm and vice versa



rotational rubbing, backwards and forwards with clasped fingers of right hand in left palm and vice versa.

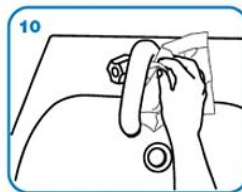


Rinse hands with water

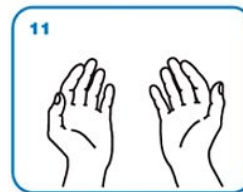


dry thoroughly with a single

© World Health Organization



use towel to turn off faucet



...and your hands are safe.